



An Overview of Technologies That Enhance Interactivity

Cindy Mathena, PhD, OTR/L
Dean, Post-Professional Studies

A Virtual Meeting Center

What is it?

- Cisco Web Conferencing Product
- Allows for real-Time Collaboration
- Share Documents, Video, Make Presentations
- Integrated Voice Conferencing
- Record Sessions
- Access From Computer or Smartphone



A Virtual Meeting Center

Uses:

- Faculty Development (easily archived for faculty to view at anytime, or they can attend live and participate in the discussion, ex. A Virtual Make-N-Take)
- Marketing Info Sessions
- Meetings across campuses
- Virtual Office Hours
- Q and A for Classes
- Possibilities are Endless!



Narrated PowerPoints

Go to the "Slide Show" menu, and select "Record Narration."



Make sure a microphone is connected to your computer.



Narrated PowerPoints

- You then simply give your presentation
- PowerPoint will record your narration with each slide...
- Save as .ppt, .pdf or .html –But Beware!
- Software programs available to convert these files to Flash, making them smaller, faster and more easily accessible to students

Embedding Video

- Use this feature to add comments to a Gradebook, Bulletin Board, Announcements, Emails and Course Content
- Requirement: YouTube account and a webcam

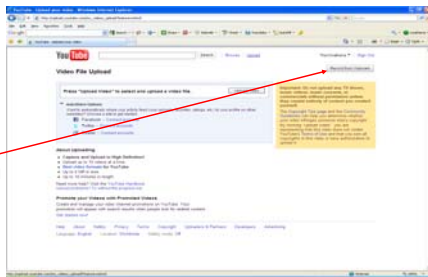
Embedding Video

Choose "Upload"

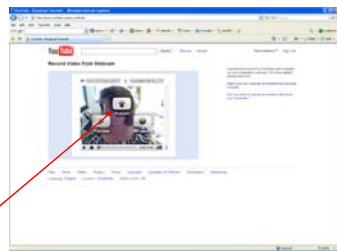


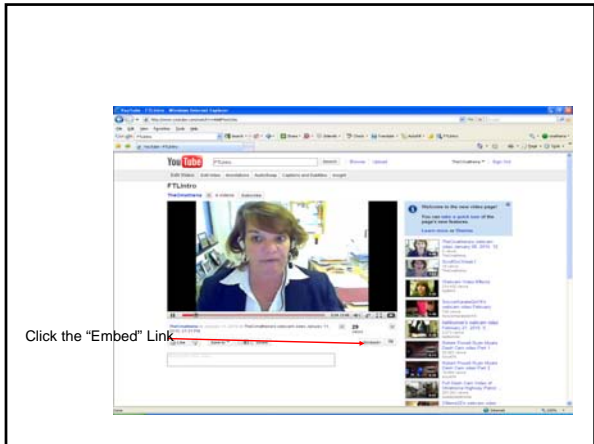
Embedding Video

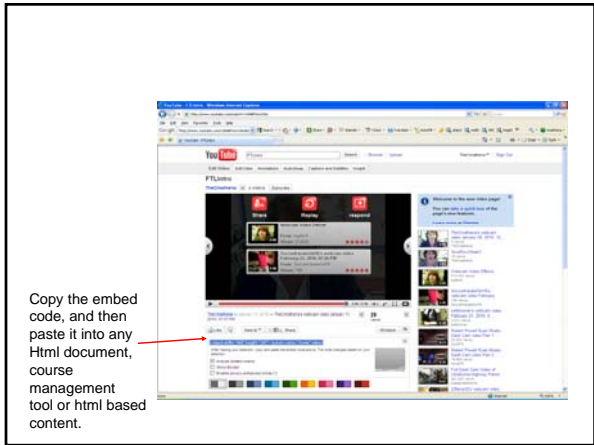
Choose "Record From Webcam"

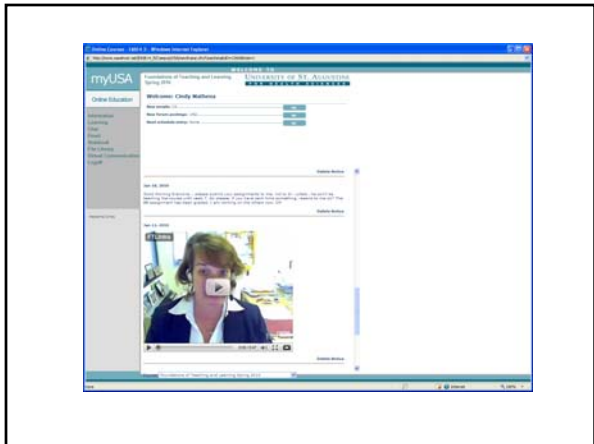


Select "Record" when you are ready, record your message, when you are finished, hit the stop button and then either preview your video or choose the "Publish" Button to publish to the web. Save your changes!









Other Ideas...

- www.prezi.com
- www.doodle.com
- <http://www.youtube.com/watch?v=qChBNBOKnw8>
- http://www.youtube.com/watch?v=x_zxU4XpYsc
- <http://www.youtube.com/watch?v=kk4j81J4rA>
- <http://www.youtube.com/watch?v=Q5fQoCvCpf8>
